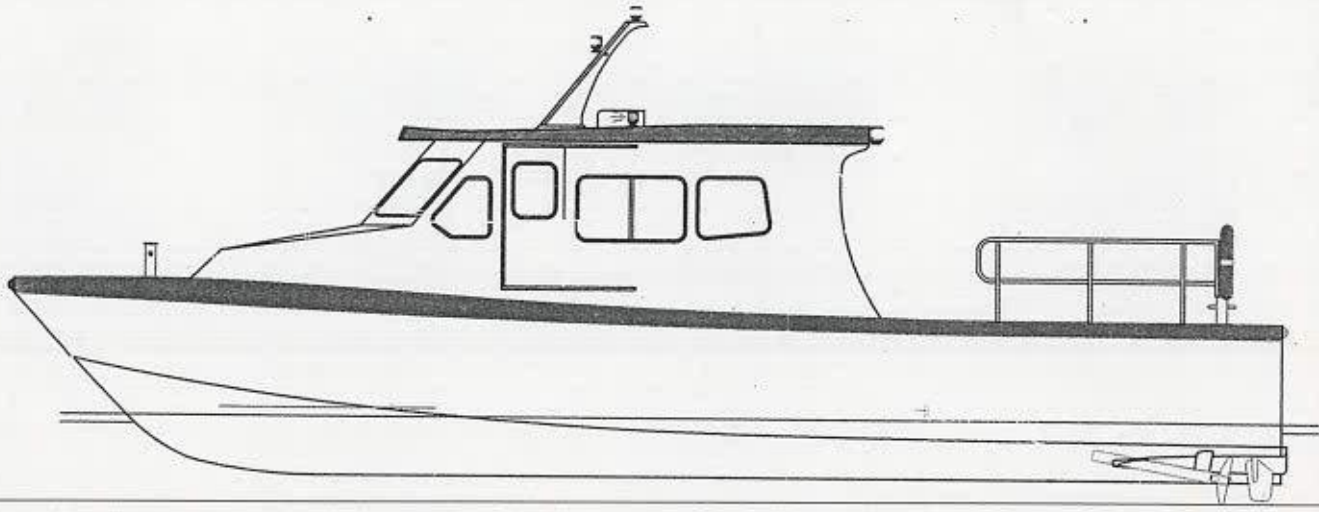
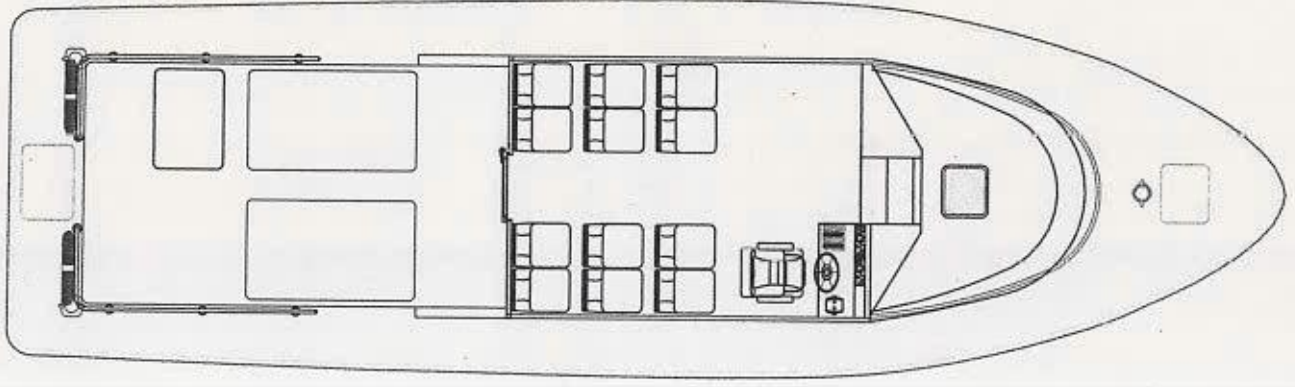
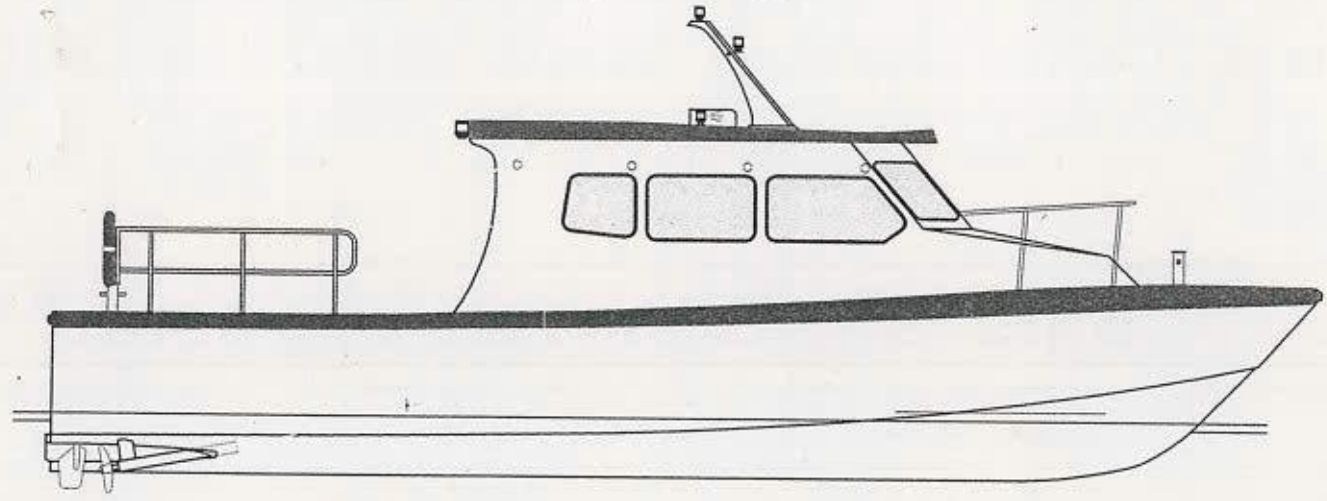


PLAN OF VESSEL

40ft 12Pax Aluminium Harbor Launch / Crew Boat



SPECIFICATIONS

Length Overall(Hull)	:12.10m(40.0ft)	Fresh Water Capacity	:200 Litres
Length Waterline	:11.0m(36.0ft)	Passenger Capacity	:12 Seater
Beam(Maximum)	:3.60m(11.8ft)	Main Engine	:STEYR 256
Draught(Full Load)	:610mm (2.0ft)	Propeller	:20x25x3 Bladed
Depth at Sides	:1.05m(3.44ft)	Design Class	:Harbour Launch
Weight	:6.50 Tonnes	Maximum Speed(Approx.)	:28 Knots
Fuel Capacity	:2 x 460 Litres	Cruising (Approx.)	:25 Knots

DRN	Sina Marine	TITLE	GENERAL ARRANGEMENT	
CKD	Victor Cheng	SCALE	DRG No	REV
APPD		1:50	SMS 0218GA-01	B
DATE	01-09-2010			

