


5-9NM Solar Marine Lantern

SL-C510



The SL-C510 is a high intensity, completely self-contained 5–9NM solar LED marine lantern. Designed and manufactured to withstand the tough marine environment, providing years of reliable, low-maintenance service.

Intensity Range

High intensity capabilities of up to 1100 candela in white utilising leading technology LEDs for a visible range of 5-9NM.

Enhanced Optics

The optics and lens design ensures that vessel operators can clearly see the light from above when passing the AtoN.

Solar Efficiency

Designed with next generation solar technology including individual active MPPT (maximum power point tracking), maximising the power extracted from the solar panels for improved performance and efficiency.

OLED Screen with Touchpad

The conveniently located OLED (Organic Light-Emitting Diode) screen with touchpad allows maintenance personnel to check the diagnostics of the lantern with the touch of a button.

Bluetooth® Connectivity

Integrated Bluetooth® technology using the exclusive SealitePro® app allows for convenient in-field setup, configuration and maintenance from a location up to 50 metres away using your phone or tablet.


Satellite Communications

The SL-C510 is available with an optional integrated Iridium® Satellite module enabling two-way monitoring and control using the Iridium® Low Earth Orbit satellite network. Accessible via the Star2M® portal, the global Iridium® network offers genuine, pole-to-pole coverage and is the perfect communication partner for Sealite and our aids to navigation solutions.

Integrated, Internal AIS

Available as type 1 or type 3 and operating on the international VHF Marine Mobile Band for AtoN operational status and positioning information.

Available in three size configurations the SL-C510 provides an innovative and reliable solution for the 5-9NM range.



Features

- Enhanced optics
- GPS synchronisation
- OLED screen with touchpad in lens
- Bluetooth® connectivity
- Satellite communications
- AIS Type 1 and Type 3
- Composite moulded polymer base and top
- Environmentally friendly bird spike

High Performance

- Premium-grade solar modules with individual active MPPT
- Heavy-duty aluminium chassis
- User-replaceable components including battery
- 200mm bolt pattern for immediate installation

Cost Effective

- Low maintenance costs
- Energy efficient light solution

Compliance

- IALA

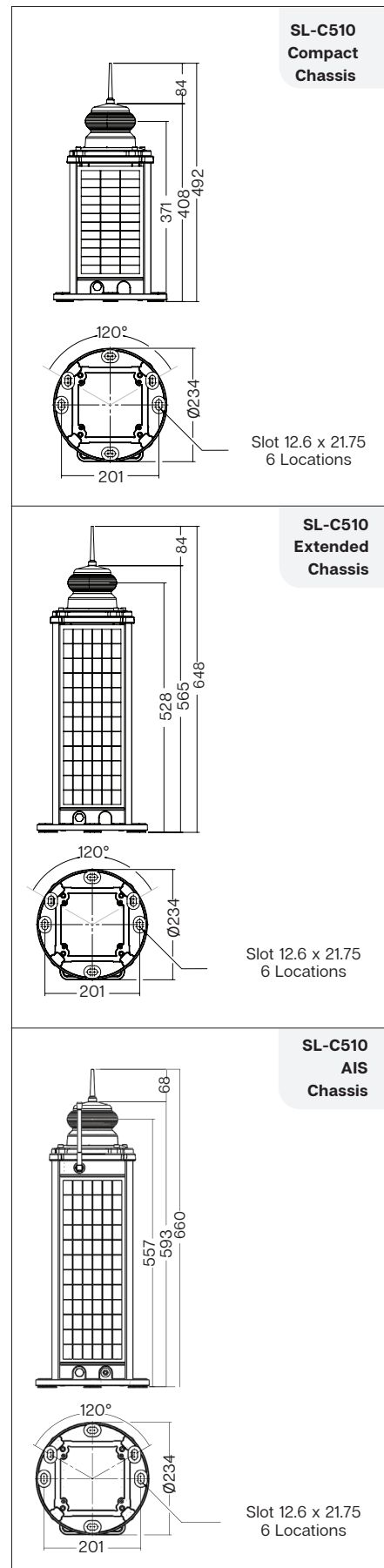
Optional

- IR programmable
- Satellite communications
- AIS

Technical Specifications*

SL-C510	Compact Chassis	Extended Chassis	AIS Chassis
Light Characteristics			
Light Source	LED		
Available Colours	Red, Green, White, Yellow, Blue		
SL-C510-5D Typical Maximum Intensity (cd)†	Red - 620, Green - 690, White - 1150, Yellow - 570, Blue - 310		
SL-C510-10D Typical Maximum Intensity (cd)†	Red - 460, Green - 440, White - 650, Yellow - 320, Blue - 200		
Visible Range (NM)	AT @ 0.74: 5-9NM		
Horizontal Output (degrees)	360		
Vertical Divergence (degrees)	5 or >10		
Available Flash Characteristics	Up to 310 IALA recommended (user adjustable)		
Intensity Adjustments	Multiple intensity settings		
LED Life Expectancy (hours)	>100,000		
Electrical Characteristics			
Current Draw (mA)	Refer to Sealite Solar Calculator		
Circuit Protection	Integrated		
Nominal Voltage (V)	12		
Autonomy (nights)	>110 (14 hour darkness, 12.5% duty cycle)		
Solar Characteristics			
Solar Module Type	Monocrystalline		
Output (watts)	20.0 (4 x 5 watt)	33.6 (4 x 8.4 watt)	33.6 (4 x 8.4 watt)
Charging Regulation	MPPT		
Power Supply			
Battery Type	Gel SLA		
Battery Capacity (Ah)	12	24	24
Physical Characteristics			
Body Material	Aluminium chassis with UV-stabilised rubber corners & gaskets. Polymer composite-moulded top and base		
Lens Material	LEXAN® Polycarbonate – UV-stabilised		
Lens Diameter (mm/inches)	98 / 3 ⁷ / ₈		
Lens Design	LED Optic		
Mounting	3 & 4 hole 200mm bolt pattern		
Height (mm/inches)	492 / 19.37	648 / 25.50	660 / 25.98
Width (mm/inches)	234 / 9.05	234 / 9.05	234 / 9.05
Mass (kg/lbs)	9.2 / 20.3	15.2 / 33.5	16.0 / 35.3
Service Life	15 years ^		
Environmental Standards			
Shock	MIL-STD-202G Test Condition H, Method 213B 30G vertical and 35G horizontal shock		
Vibration	MIL-STD-202G, Test Condition B, Method 204D 5G in all axes		
Ice Loading	Rated to withstand 22kg/m ²		
Salt Fog	MIL-STD-810F Method 509.4		
Rain Test	MIL-STD-810F Method 506.4 procedure 1		
Wind Exposure	Rated to withstand 140 knots		
Humidity	MIL-STD-810F method 507.4 (0 – 100%, condensing)		
Temperature Range	-30 to 50°C		
Certifications			
CE	EN61000-6-2:2005, IEC61000-4-2:2008, IEC61000-4-3:2010 IEC61000-6-1:2016		
IALA	Signal colours compliant to IALA E-200-1		
Quality Assurance	ISO 9001:2015		
Ingress Protection	IP68		
Intellectual Property			
Trademarks	SEALITE® is a registered trademark of Sealite Pty Ltd		
Warranty *	3 years		
Options Available	<ul style="list-style-type: none"> • IR Programmer • External ON/OFF Switch • External Battery Charging Port • Satellite Communications • 5°, 10° Lens • AIS 		

Technical Illustrations



• Specifications subject to change or variation without notice
 * Subject to standard terms and conditions
 † Intensity setting subject to solar availability
 ^ Refer to the Sealite website under the warranty section

How to Order SL-C510 Series

SL-C510-[XXD]-[XXXX]-[X]-[XX]

Product No.:

Lens Type:

- 05 (5 Degree)
- 10 (10 Degree)

Chassis Configuration:

- S2C0 (Compact)
- S2C2 (Extended)
- S2A2 (AIS)

LED Option:

- W (White)
- Y (Yellow)
- G (Green)
- R (Red)
- B (Blue)
- BY (Blue-Yellow)


Option Configuration:

- 00 No Options
- 01 Charge Port
- 02 Switch
- 03 Charge Port and Switch
- 04 SAT Only
- 05 SAT with Switch
- 06 SAT with Charge Port
- 07 SAT with Charge Port and Switch
- 08 GSM Only
- 09 GSM with Switch
- 10 GSM with Charge Port
- 11 GSM with Charge Port and Switch
- 14 AIS Type 1 with Charge Port
- 18 AIS Type 3 with Charge Port

Typical Maximum Intensity (cd)

5 Degree Lens Typical Maximum Intensity (cd)	
White	1150
Red	620
Green	690
Yellow	570
Blue	310

10 Degree Lens Typical Maximum Intensity (cd)	
White	650
Red	460
Green	440
Yellow	320
Blue	200



CE

- Specifications subject to change or variation without notice
- * Subject to standard terms and conditions
- † Intensity setting subject to solar availability
- ^ Refer to the Sealite website under the warranty section



All Sealite products are manufactured to exacting standards under strict quality control procedures. Sealite's commitment to research and development, investing in modern equipment and advanced manufacturing procedures has made us an industry leader. By choosing Sealite you can rest assured you have chosen the very best.

- ✓ Experienced & Trained Personnel
- ✓ Worldwide Distribution Team
- ✓ Agile Manufacturing
- ✓ Product Innovation
- ✓ Precision Construction
- ✓ Total Quality Management
- ✓ ISO9001:2015
- ✓ Rapid Turnaround



Sealite Pty Ltd

T +61(0)3 5977 6128

Sealite Asia Pte Ltd

T +65 (0) 6829 2243

Sealite USA, LLC

T +1 (603) 737 1311

Sealite United Kingdom Ltd

T +44 (0) 1502 588026

www.sealite.com

info@sealite.com